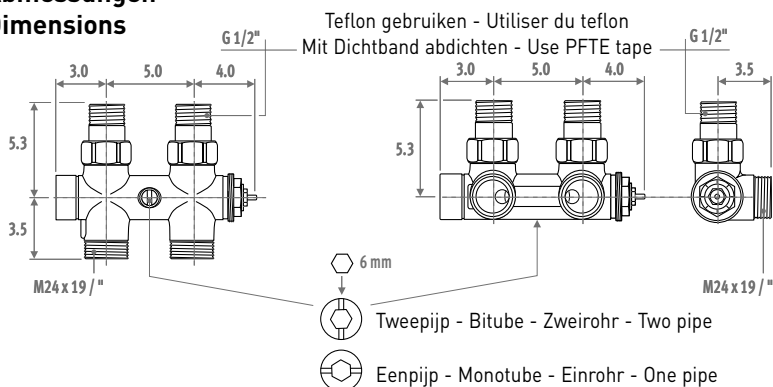


Montagehandleiding Jaga Deco Pro ventiel
Instructions de montage vanne Jaga Deco Pro
Montagehinweis Jaga Deco Pro Ventil
Mounting instructions Jaga Deco Pro valve

Twee pijp Kv 0.29 - 1.65 m³/u
 Bitube Kv 0.29 - 1.65 m³/h
 Zweirohr Kv 0.29 - 1.65 m³/St
 Two pipe Kv 0.29 - 1.65 m³/h

Een pijp 1.50 - 2.20 m³/u
 Monotube 1.50 - 2.20 m³/h
 Einrohr 1.50 - 2.20 m³/St
 One pipe 1.50 - 2.20 m³/h

Afmetingen
Dimensions
Abmessungen
Dimensions



Code / Art.-Nr.

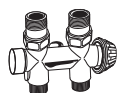
5094.425

recht
 droite
 Durchgangsform
 straight

5094.427

haaks
 équerre
 Eckform
 angled

Standaard levering
Livraison standard
Standard Lieferung
Standard delivery




Aanvoer links of rechts, onafhankelijk van positie thermostaatkop.

Arrivée à droite ou à gauche, indépendant de la position de la tête de vanne thermostatique.

Vorlauf links oder rechts, unabhängig von der Position des Thermostatkopfes.

Flow left or right, independent from the position of the thermostatic head.



Thermostaatkop
Tête de vanne thermostatique
Thermostatkopf
Thermostatic head

DC



5090.1111
 chrome / chromiert

DW

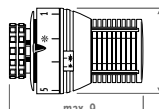
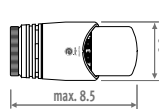


5090.1110
 chrome-wit / chrome-blanc
 chromiert-weiss / chrome-white

JC

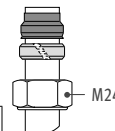


5090.1119
 zilver / argent / silber / silver

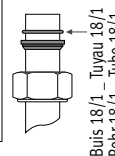


Klemkoppelingen
Raccords bicônes
Klemmringverschraubungen
Sleeve couplings

Flexibele stalen of koperen buis
 Tuyau flexible en acier ou en cuivre
 Flexibles Stahl- oder Kupferrohr
 Flexible steel or copper tube

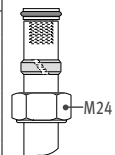


Code / Art.-Nr.	
5094.110	∅ M24 x 10/1
5094.112	∅ M24 x 12/1
5094.114	∅ M24 x 14/1
5094.115	∅ M24 x 15/1
5094.116	∅ M24 x 16/1
5094.118	∅ M24 x 18/1



Kunststof buis - Tuyau synthétique
 Kunststoff Rohr - Synthetic tube

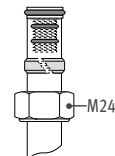
Code / Art.-Nr.	
5094.213	∅ M24 x 12/1
5094.212	∅ M24 x 12/2
5094.214	∅ M24 x 14/2
5094.219	∅ M24 x 16/1.5
5094.216	∅ M24 x 16/2
5094.217	∅ M24 x 17/2
5094.218	∅ M24 x 18/2



VPE/ALU buis - Tuyau en PER/ALU
 VPE/ALU Rohr - RPE/ALU tube

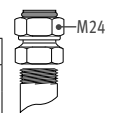
Code / Art.-Nr.	
5094.314	∅ M24 x 14/2
5094.316	∅ M24 x 16/2
5094.326	∅ M24 x 16/2.2
5094.318	∅ M24 x 18/2
5094.336	∅ M24 x 16/2.2

TECE-buis / tuyau TECE / TECE-Rohr / TECE tube

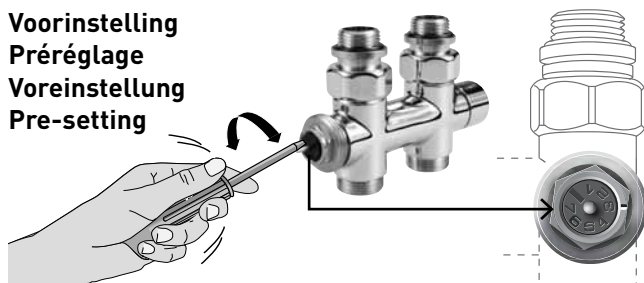


Stalen C.V. buis - Tuyau en acier
 Eisenrohr - Steel tube for C.H.

Code / Art.-Nr.	
5094.501	∅ M24 x 1/2"
5094.503	∅ M24 x 3/8"



Voorinstelling
Préréglage
Voreinstellung
Pre-setting



- Grafiek drukverlies:
zie ommezijde
- Graphique perte de charge:
voir verso
- Graphik Druckverluste:
siehe Rückseite
- Pressure drop graph:
see back side

EENPIJP

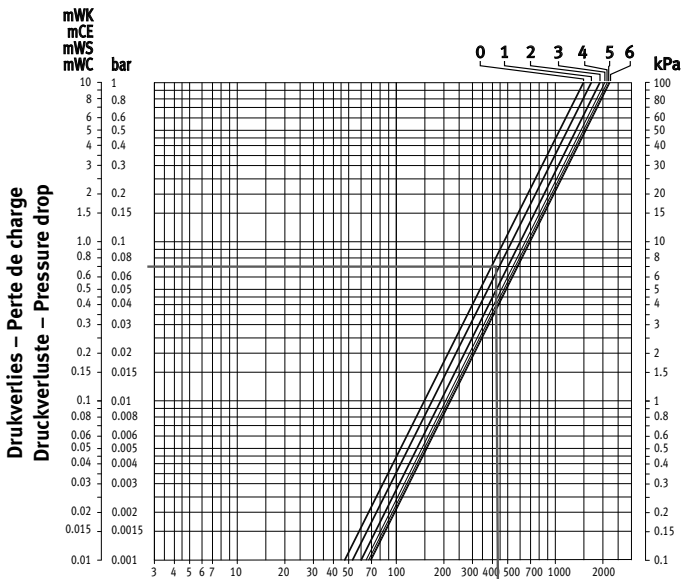
Voorinstelling - Préréglage Voreinstellung - Pre-setting	0	1	2	3	4	5	6	7
% Radiator - % Radiateur % Heizkörper - % Radiator	0	11	21	26	29	31	32	32
Kv: m ³ /u/ΔP=1 bar _ Kv (t=2K) Kv: m ³ /h/ΔP=1 bar (100 kPa) _ Kv (t=2K) Kv: m ³ /St./ΔP=1 bar _ Kv (t=2K)	1.50	1.68	1.90	2.04	2.12	2.17	2.20	2.20

Vb: radiator 5 KW (Tabel ΔT=50)
ΔT = 10 °C (75 - 65 = 10 °C)
ΔP = 0.07 bar
Voorinstelling = 1
Kv = 1.68 m³/u


Ex.: radiateur 5 KW (Table ΔT=50)
ΔT = 10 °C (75 - 65 = 10 °C)
ΔP = 0.07 bar (7 kPa)
Pré-réglage = 1
Kv = 1.68 m³/h

z.B.: Heizkörper 5 KW (Tabelle ΔT=50)
ΔT = 10 °C (75 - 65 = 10 °C)
ΔP = 0.07 bar
Voreinstellung = 1
Kv = 1.68 m³/St

Ex.: radiator 5 KW (Table ΔT=50)
ΔT = 10 °C (75 - 65 = 10 °C)
ΔP = 0.07 bar
Pre-setting = 1
Kv = 1.68 m³/h



Waterdebit in kg/u – Débit d'eau en kg/h
Wasserdurchsatz in Kg/St. – Water flow in kg/h



TWEEPIJP

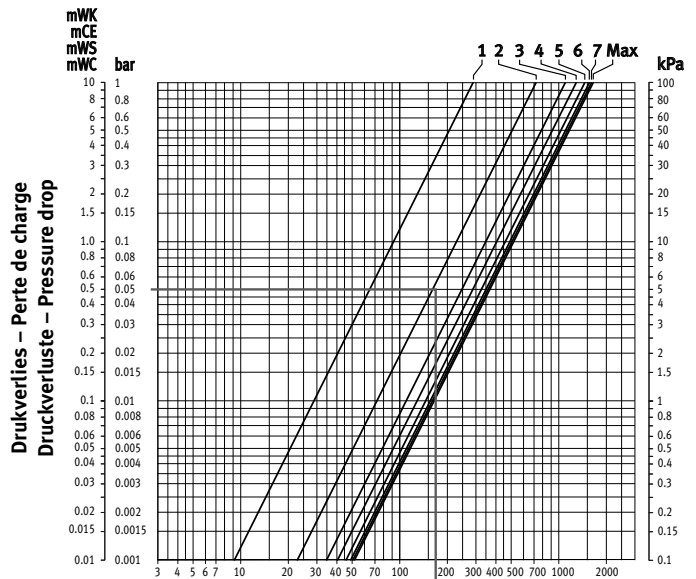
Voorinstelling - Préréglage Voreinstellung - Pre-setting	0	1	2	3	4	5	6	7	max.
% Radiator - % Radiateur % Heizkörper - % Radiator	0	100	100	100	100	100	100	100	100
Kv: m ³ /u/ΔP=1 bar _ Kv (t=2K) Kv: m ³ /h/ΔP=1 bar (100 kPa) _ Kv (t=2K) Kv: m ³ /St./ΔP=1 bar _ Kv (t=2K)	0	0.29	0.72	1.10	1.29	1.46	1.56	1.61	1.65

Vb: radiator 2 KW (Tabel ΔT=50)
ΔT = 10 °C (75 - 65 = 10 °C)
ΔP = 0.05 bar
Voorinstelling = 2
Kv = 0.72 m³/u


Ex.: radiateur 2 KW (Table ΔT=50)
ΔT = 10 °C (75 - 65 = 10 °C)
ΔP = 0.05 bar (5 kPa)
Pré-réglage = 2
Kv = 0.72 m³/h

z.B.: Heizkörper 2 KW (Tabelle ΔT=50)
ΔT = 10 °C (75 - 65 = 10 °C)
ΔP = 0.05 bar
Voreinstellung = 2
Kv = 0.72 m³/St.

Ex.: radiator 2 KW (Table ΔT=50)
ΔT = 10 °C (75 - 65 = 10 °C)
ΔP = 0.05 bar
Pre-setting = 2
Kv = 0.72 m³/h



Waterdebit in kg/u – Débit d'eau en kg/h
Wasserdurchsatz in Kg/St. – Water flow in kg/h



Technische gegevens
Données techniques
Technische Daten
Technical info

- Max. watertemperatuur: 120°C
Max. bedrijfsdruk: 10 bar
Max. drukval: 0.6 bar i.v.m. geluidsniveau ref. ISO 3743
Regelafwijking thermostaatkoppen: 0.5 ≤ XP=2K
- Température max. de l'eau: 120°C
Pression de travail max.: 1000 kPa (10 bars)
Chute de pression max.: 0.6 bar (60 kPa) par rapport à la norme du niveau sonore réf. ISO 3743.
Variation de réglage des têtes de vanne thermostatiques: 0.5 ≤ XP=2K
- Max. Wassertemperatur: 120°C
Max. Betriebsdruck: 10 bar
Max. Druckgefälle: 0.6 bar in Zusammenhang mit dem Geräuschpegel Ref. ISO 3743
Regelungsabweichung Thermostatköpfe: 0.5 ≤ XP=2K
- Maximum water flow temperature: 120°C
Max pressure of system: 10 bar
Max pressure drop 0.6 bar complying to the noise standard ISO 3743
Setting deviation thermostatic heads: 0.5 ≤ XP=2K

Radiator loskoppelen
Désaccoupler le radiateur
Radiator abkoppeln
Disconnecting the radiator

